



**Jaypee University of Information Technology**  
**Solan (H.P.)**  
**LEARNING RESOURCE CENTER**

Acc. Num. *SP07043* Call Num:

**General Guidelines:**

- ◆ Library books should be used with great care.
- ◆ Tearing, folding, cutting of library books or making any marks on them is not permitted and shall lead to disciplinary action.
- ◆ Any defect noticed at the time of borrowing books must be brought to the library staff immediately. Otherwise the borrower may be required to replace the book by a new copy.
- ◆ The loss of LRC book(s) must be immediately brought to the notice of the Librarian in writing.

Learning Resource Centre-JUIT



SP07043

# DISCUSSION FORUM USING KNOWLEDGE MANAGEMENT

BY:

**IMPREET SODHI**

**071256**




**MAY 2011**

**Submitted in partial fulfillment of the Degree of Bachelor of  
Technology**

**DEPARTMENT OF COMPUTER SCIENCE  
JAYPEE UNIVERSITY OF INFORMATION TECHNOLOGY-  
WAKNAGHAT**

## CERTIFICATE

This is to certify that the work titled "DISCUSSION FORUM DEVELOPMENT USING KNOWLEDGE MANAGEMENT" submitted by "IMPREET SODHI" in partial fulfillment for the award of degree of Computer Science & Engineering /Information Technology of Jaypee University of Information Technology, Wagnaghat has been carried out under my supervision. This work has not been submitted partially or wholly to any other University or Institute for the award of this or any other degree or diploma.

  
POORNA JAIN

Department of Computer Science and Engineering,  
Jaypee University of Information Technology  
Wagnaghat, Solan -173215, India

## ACKNOWLEDGEMENT

Apart from the efforts by me, the success of this project depends largely on the encouragement and guidelines of many others. I take this opportunity to express my gratitude to the people who have been instrumental in the successful completion of this project.

I would like to show my greatest appreciation to Mrs. Pooja Jain, the project guide. I also owe a heartiest thanks to Brig. (Retd.) S.P. Ghrera (Head of Department – Computer Science Engineering /Information Technology) who has always inspired confidence in me to take initiative. He has always been motivating and encouraging. I would also like to express my sincere gratitude to Mr. Atul Saurabh (CSE Department – Jaypee University of Information and Technology) for his guidance and motivation.

Finally, thanks to all my family members who have supported me in my every grim phase of my life.

Impreet Sodhi

Roll No. 071256

(Computer Science Engineer)

**B.Tech (Computer Science & Engineering/Information Technology)**

**Jaypee University Of Information and Technology**

## TALBLE OF CONTENTS

CERTIFICATE	I
ACKNOWLEDGEMENT	II
LIST OF FIGURES	V
LIST OF ABBREVIATIONS	VI
ABSTRACT	VII

### CHAPTER 1 INTRODUCTION

- 1.1 CHAPTER SUMMARY
- 1.2 PROBLEM STATEMENT
- 1.3 OVERVIEW

### CHAPTER 2 TOOLS & TECHNIQUES

- 2.1 CHAPTER SUMMARY
- 2.2 ADOBE DREAMWEAVER CS5
- 2.3 HYPERTEXT PREPROCESSOR
- 2.4 ASYNCHRONOUS JAVASCRIPT
- 2.5 MYSQL DATABASE SERVER

### CHAPTER 3 JUIT DISCUSSION FORUM

- 3.1 CHAPTER SUMMARY
- 3.2 MYSQL DATABASE SERVER

CHAPTER 4 PROJECT SOURCE CODE

4.1 HOMEMAIN.PHP

4.2 ACCEPT.PHP

4.3 FORM.PHP

4.4 HOMENEW.PHP

4.5 POSTPAGE.PHP

4.6 POSTANSWER.PHP

4.7 BLOG.PHP

4.8 HELP.PHP

4.9 GUIDELINES.PHP

CONCLUSION

REFERENCES

## LIST OF FIGURES

FIG 3.1 .....	7
FIG 3.2 .....	8
FIG 3.3 .....	9
FIG 3.4 .....	10
FIG 3.5 .....	11
FIG 3.6 .....	12
FIG 3.7 .....	13
FIG 3.8 .....	14
FIG 3.9 .....	15
FIG 4.1 .....	16
FIG 4.2 .....	19
FIG 4.3.a .....	22
FIG 4.3.b .....	22
FIG 4.4 .....	29
FIG 4.5 .....	31
FIG 4.6.a .....	34
FIG 4.6.b .....	34
FIG 4.6.c .....	35
FIG 4.6.d .....	35
FIG 4.7 .....	41
FIG 4.8 .....	43
FIG 4.9 .....	47

## LIST OF ABBREVIATIONS

<b>PHP</b>	<b>HYPertext PREPROCESSOR</b>
<b>AJAX</b>	<b>ASYNCHRONOUS JAVASCRIPT</b>
<b>KM</b>	<b>KNOWLEDGE MANAGEMENT</b>
<b>CSS</b>	<b>CASCADING STYLE SHEET</b>
<b>ASP</b>	<b>ACTIVE SERVER PAGES</b>
<b>HTML</b>	<b>HYPertext MARKUP LANGUAGE</b>
<b>RDBMS</b>	<b>RELATIONAL DATABASE MANAGEMENT SYSTEM</b>
<b>GUI</b>	<b>GRAPHIC USER INTERFACE</b>
<b>ER</b>	<b>ENTITY RELATION</b>
<b>UML</b>	<b>UNIFIED MODELING LANGUAGE</b>



## ABSTRACT

The aim is to create a Discussion Forum where people can hold conversations in the form of posted messages. This not only allows users to post queries but also allows them to answer the questions of the other users. It is a product of PHP technology which makes the forum user friendly and use of MySQL makes the forum database efficient. Also the use of AJAX makes it more interactive.

There are three different types of users. The first being a simple user who is not registered and can only view the blogs. The second type of user is the registered user who can post messages on the blog. The third one is the moderator who controls the overall functionality of the Discussion Forum. The forum has various functions like help and guidelines making it easy for the users to use the Discussion Forum.

The most important feature of the forum is that it does not allow users to post bad words. Few words have been banned from being posted on the forum and the post which contains these words is not submitted. This feature prevents the posting of abusive words which helps in prevention of flamewars. Also this forum may be extended by classifying the forum depending upon the years and branches.

## CHAPTER -1

### INTRODUCTION

#### 1.1 CHAPTER SUMMARY

Section 1.2 of chapter 1 contains the detailed problem statement of the project and section 1.3 contains the overview of the discussion forum.

#### 1.2 PROBLEM STATEMENT

The project is to form a discussion forum that allows the users to view and post queries. Another problem was to detect foul words that are being posted on the discussion forum.

For the second problem knowledge management techniques been used.

#### 1.3 OVERVIEW

An Internet forum, or message board, is an online discussion site where people can hold conversations in the form of posted messages. They differ from chat rooms in that messages are at least temporarily archived. Also, depending on the access level of a user and/or the forum set-up, a posted message might need to be approved by a moderator before it becomes visible.

A single conversation is called a 'thread'. Depending on the forum set-up, users can be anonymous or have to register with the forum and then subsequently log in in order to post messages. You do not have to log in to read existing messages.

Knowledge Management efforts typically focus on organizational objectives such as improved performance, competitive advantage, innovation, the sharing of lessons learned, integration and continuous improvement of the organization.

KM efforts overlap with organizational learning, and may be distinguished from that by a greater focus on the management of knowledge as a strategic asset and a focus on encouraging the sharing of knowledge.

## CHAPTER -2

### TOOLS & TECHNIQUES

#### 2.1 CHAPTER SUMMARY

Section 2.2, 2.3 and 2.4 of chapter 2 comprises of the tools used along with its applications. It also introduces the platform of the discussion forum.

#### 2.2 ADOBE DREAMWEAVER CS5

Adobe Dreamweaver (formerly known as Macromedia Dreamweaver) is a web development application originally created by Macromedia, and is now developed by Adobe Systems, which acquired Macromedia in 2005.

Recent versions have incorporated support for web technologies such as CSS, JavaScript, and various server-side scripting languages and frameworks including ASP, ColdFusion, and PHP.

##### Applications

Dreamweaver supports syntax highlighting for the following languages:

- Cascading Style Sheets (CSS)
- Hyper Text Markup Language (HTML)
- Java
- JavaScript
- Hypertext Preprocessor (PHP)

## 2.3 HYPERTEXT PREPROCESSOR (PHP)

**PHP** is a general-purpose scripting language originally designed for web development to produce dynamic web pages. For this purpose, PHP code is embedded into the HTML source document and interpreted by a web server with a PHP processor module, which generates the web page document.

PHP primarily acts as a filter taking input from a file or stream containing text and/or PHP instructions and outputs another stream of data; most commonly the output will be HTML. PHP has hundreds of base functions and thousands more via extensions.

The built-in library has a wide variety of naming conventions and inconsistencies. PHP includes free and open source libraries with the core build. PHP is a fundamentally Internet-aware system with modules built in for accessing FTP servers, many database servers, embedded SQL libraries.

Many functions familiar to C programmers such as those in the stdio family are available in the standard PHP build. PHP allows developers to write extensions in C to add functionality to the PHP language. Some more unusual features include integration with Internet Relay Chat, dynamic generation of images and Adobe Flash content, and even speech synthesis.

## 2.4 ASYNCHRONOUS JAVASCRIPT (AJAX)

It is a group of interrelated web development methods used on the client-side to create interactive web applications. With Ajax, web applications can send data to, and retrieve data from, a server asynchronously (in the background) without interfering with the display and behavior of the existing page. Data is usually retrieved using the *XML Http Request* object.

JavaScript and the XML Http Request object provide a method for exchanging data asynchronously between browser and server to avoid full page reloads.

## 2.5 MYSQL DATABASE SERVER

It is a relational database management system (RDBMS) that runs as a server providing multi-user access to a number of databases. MySQL is a popular choice of database for use in web applications.

MySQL is primarily an RDBMS and therefore ships with no GUI tools to administer MySQL databases or manage data contained within. Users may use the included command-line tools, or download MySQL frontends from various parties that have developed desktop software and web applications to manage MySQL databases, build database structure, and work with data records.

MySQL can be built and installed manually from source code. It is still most commonly used in small to medium scale single-server deployments.

## CHAPTER -3

### JUIT DISCUSSION FORUM

#### 3.1 CHAPTER SUMMARY

Section 3.2 of chapter 3 shows the JUIT discussion forum's database collection. Section 3.4 consists of the

#### 3.2 MySQL DATABASE SERVER

This is the snapshot of MySQL database server. The database name is JUIT. It further has four tables in it namely

- Home
- Registertable
- Questions
- Answers
- Ban

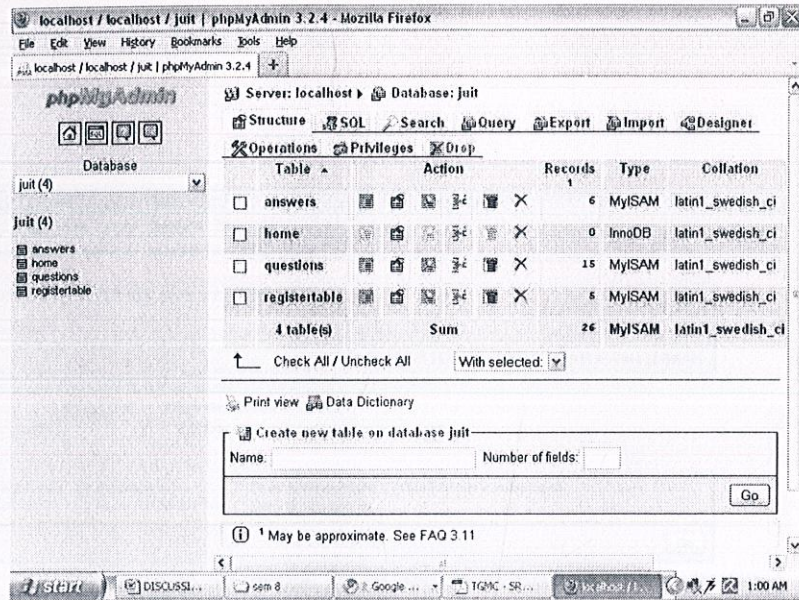


Fig 3.1- JUIT Discussion Forum Database

a. This snapshot shows the table namely registertable in the JUIT Discussion Forum database which stores the following attributes of the user who registers in the forum.

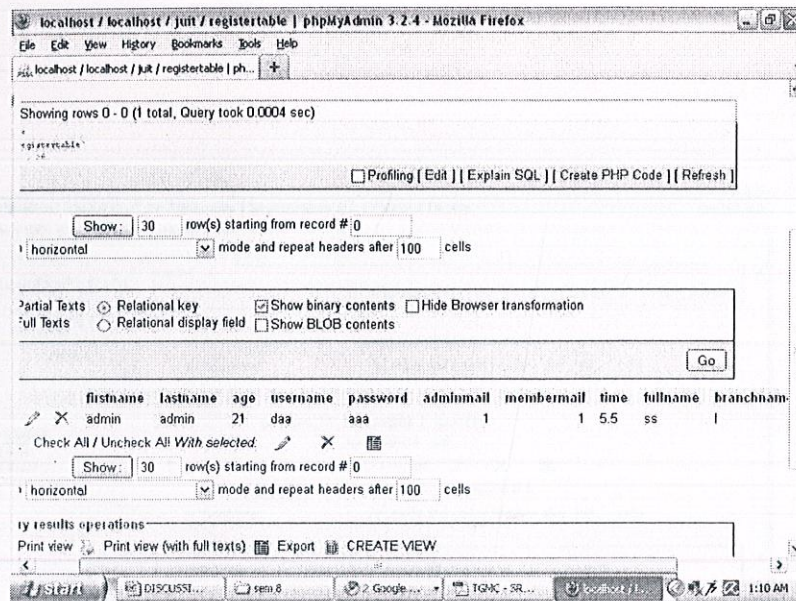
- Firstname
- Lastname
- Age
- Username
- Password
- Adminmail
- Membermail
- Time



- Fullname
- Branchname
- Imagepath

b. The next step is to define the attributes.

- Question 1
- Username
- Question 2



**Fig 3.2 – REGISTERTABLE CONTAINING THE ATTRIBUTES OF THE USER**

b. The next snapshot shows the question table in the Forum Database. It consists of the following attributes.

- Question\_id
- Username
- Question

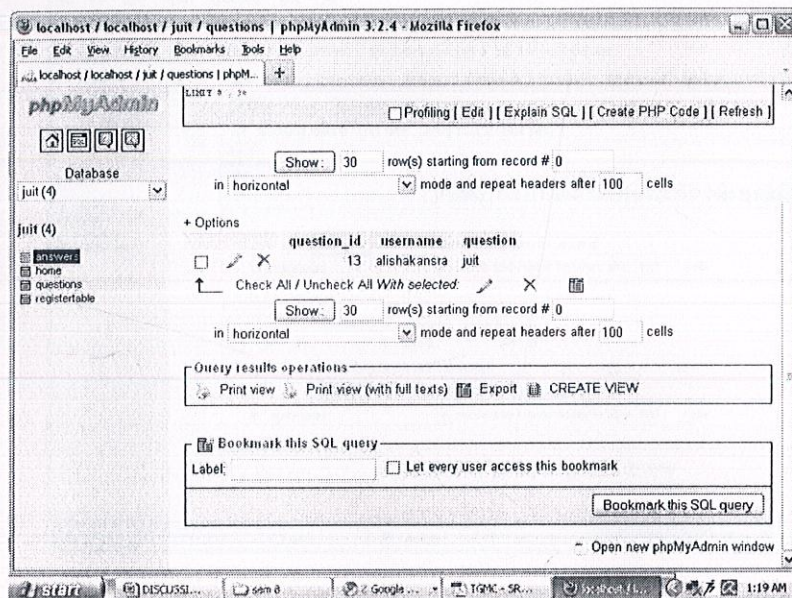


FIG 3.3 –QUESTIONS TABLE IN THE FORUM DATABASE

c. This snapshot shows the answers table in the Forum Database consisting of the following attributes

- Answer\_id
- Answer
- Question\_id

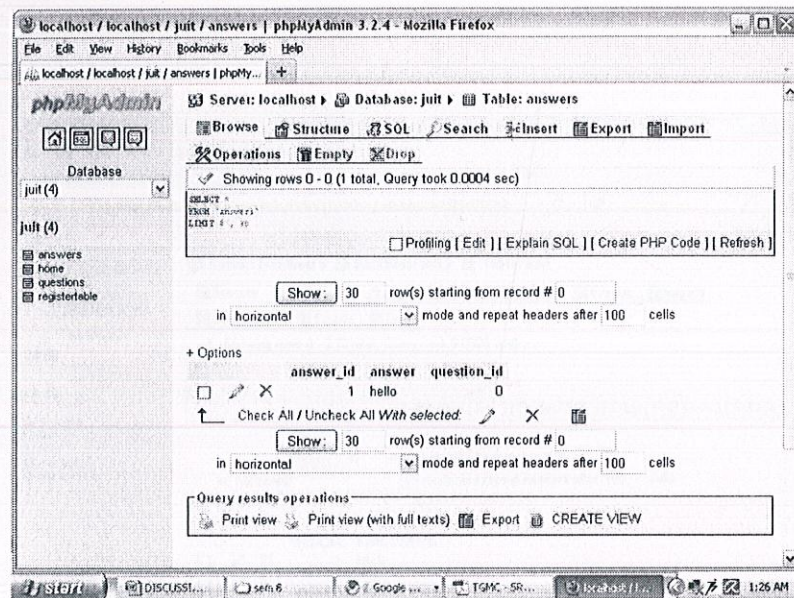


FIG 3.4 –ANSWERS TABLE IN THE FORUM DATABASE

d. This snapshot shows the database table that contains the words users cannot post on the forum. This table has the following attributes

- Bannedword
- Word\_id

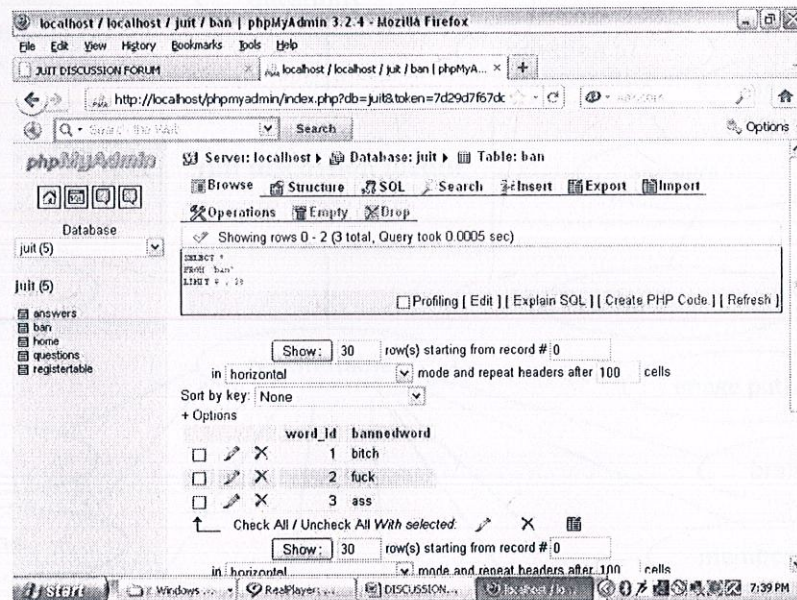
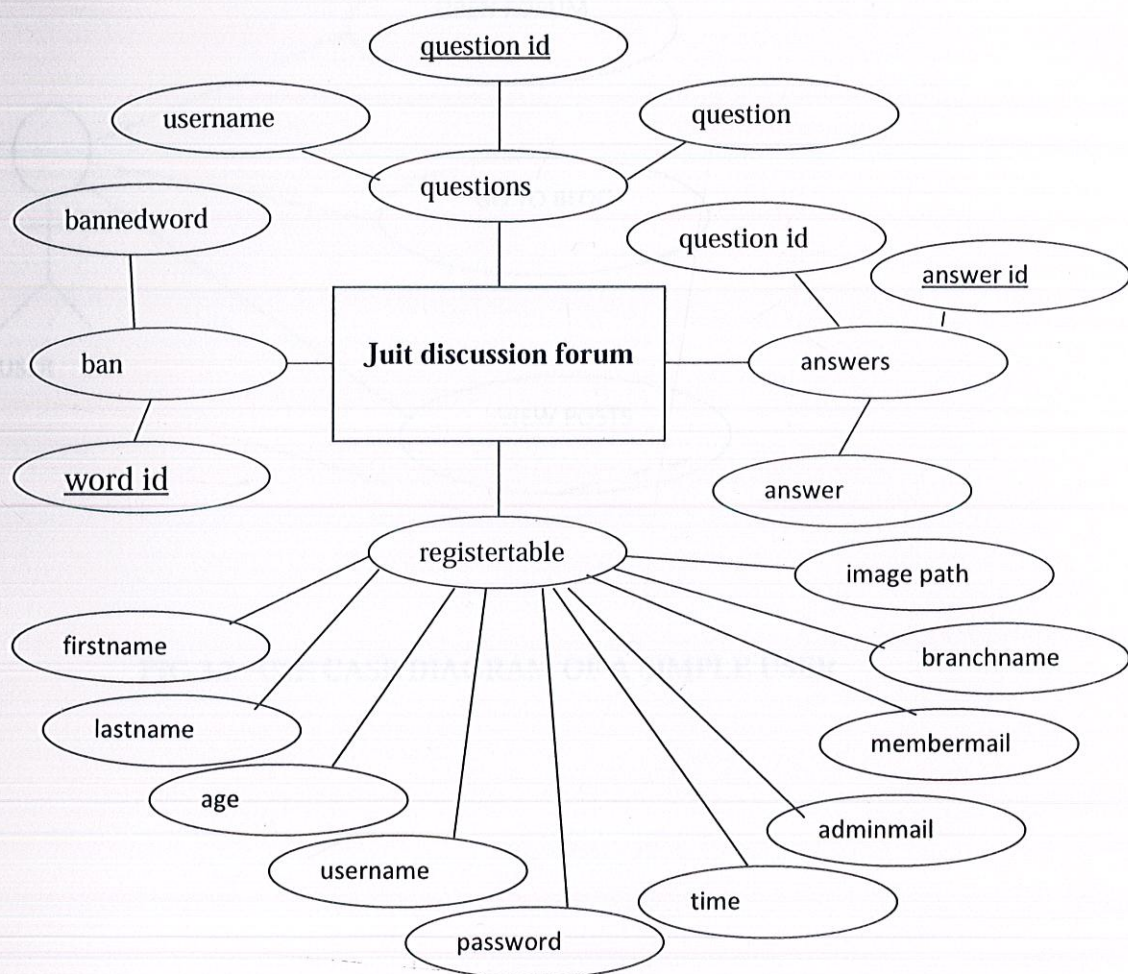


FIG 3.5 –FORUM TABLE SHOWING THE BANNED WORDS

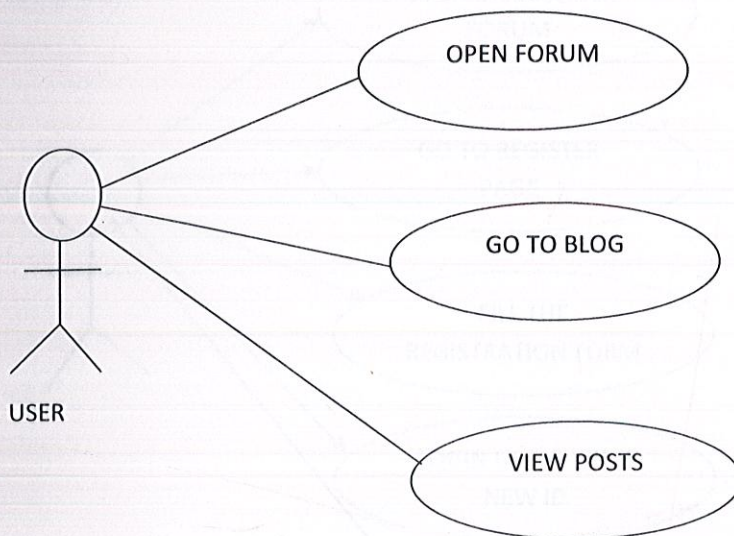
**ENTITY-RELATION DIAGRAM** :- E-R diagrams represent the schemas or the overall organization of the Discussion Forum database. Here JUIT discussion forum is the main database entity. It further has four more database attribute entities namely questions, answers, registertable and ban.

All the attributes underlined are the key attributes of that particular entity.



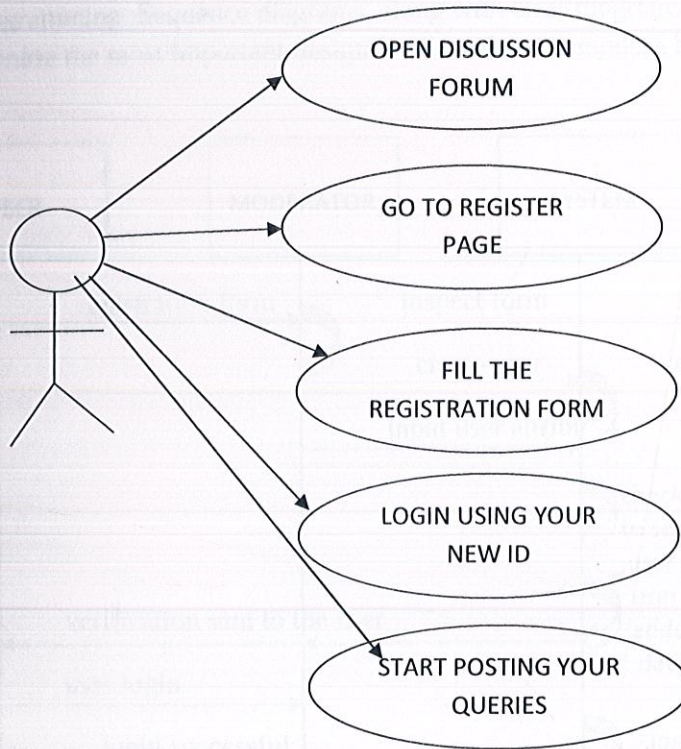
**FIG 3.6 – ENTITY RELATION DIAGRAM OF THE JUIT DATABASE**

**USE CASE DIAGRAM OF THE SIMPLE USER** :- A use case is a set of scenarios that describing an interaction between a user and a system. A use case diagram displays the relationship among actors and use cases. It is the use case diagram for a user who has not been registered in the forum. The simple user can only open the forum and read the posts.



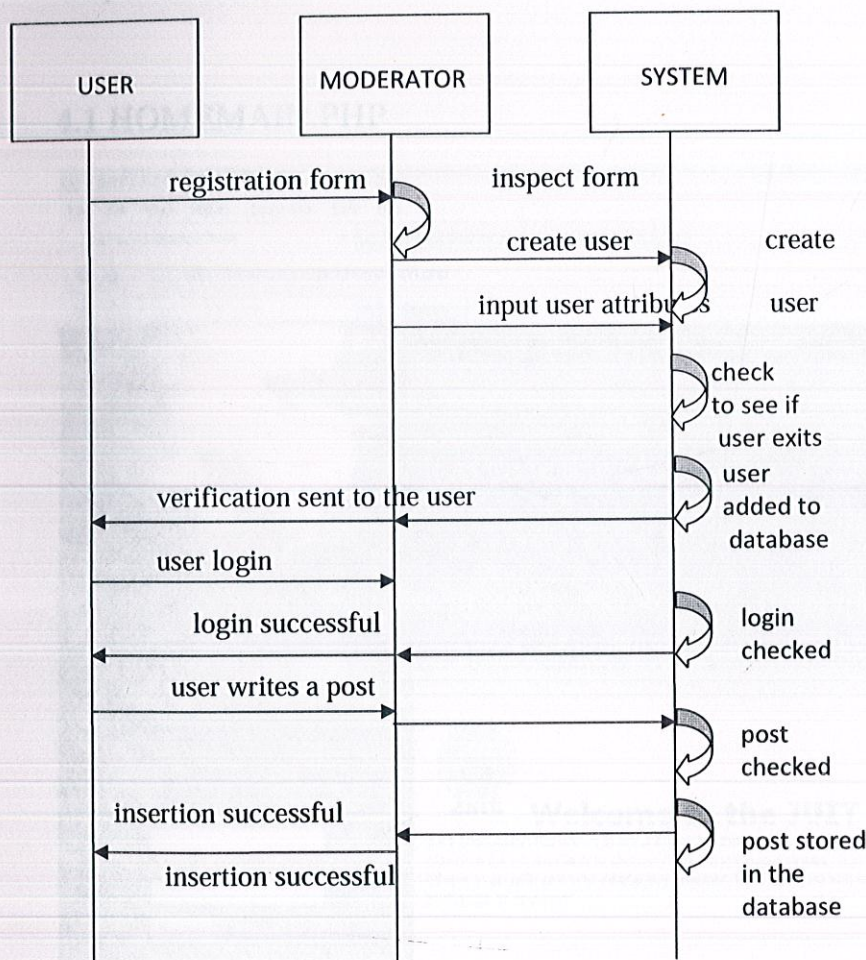
**FIG 3.7 -USE CASE DIAGRAM OF A SIMPLE USER**

**USE CASE DIAGRAM OF A REGISTERED USER** :-The registered user can not only read the blog but also post queries and also reply back to the queries of others.



**FIG 3.8 -USE CASE DIAGRAM OF A REGISTERED USER**

**SEQUENCE DIAGRAM OF THE DISCUSSION FORUM** :- UML sequence diagrams model the flow of logic within your system in a visual manner, enabling you both to document and validate your logic, and are commonly used for both analysis and design purposes. Sequence diagrams are the most popular UML artifact for dynamic modeling, which focuses on identifying the behavior within your system. Other dynamic modeling techniques include activity diagramming, communication diagramming, timing diagramming, and interaction overview diagramming. Sequence diagrams, along with class diagrams and physical data models are in my opinion the most important design-level models for modern business application development.



**FIG 3.9 –SEQUENCE DIAGRAM OF THE FORUM**



## CHAPTER - 3

### PROJECT SOURCE CODE

Chapter 3 contains the source code and the snapshots of the JUIT Discussion Forum.

#### 4.1 HOMEMAIN.PHP



FIG 4.1 - SNAPSHOT OF HOMEMAIN PAGE

```

<body>
<div id="content">
<div id="main">
  <div id="right">
    <div id="header">
<div id="logo">
  <h1><a href="contact.php">JUIT DISCUSSION FORUM</a></h1>

</div>
<div id="menu">
  <ul>
    <li><a href="homemain.php" title="">Home</a></li>
    <li><a href="accept.php" title="">REGISTER</a></li>
    <li><a href="blog.php" title="">BLOG</a></li>
  <li><a href="gallery.php" title="">GALLERY</a></li>
    <li><a href="#" title="">Contact</a></li>
  </ul>

</div>
</div>
<div class="box" style="background-image:">
  <div id="bar">
    <div id="wrapper">
      <h1>&nbsp;</h1>
      <h1> Welcome to the JUIT Discussion
Forum</h1>
      <p>
        JUIT Discussion Forum -it is an unbiased public discussion forum for the JUIT family.
Our aim here is to provide a platform for all JUITians to discuss/share their experiences,
grievances, etc., and to share their knowledge with others in an efficient and interactive manner.
We hope you will enjoy your stay here and find it to be a vibrant exchange of opinions!</p>
      </div>
      </div>
      <h2>&nbsp;</h2>
</div>
</div>
<div id="left">
  <div id="top"></div>
  <div id="left_back">
    <h3>SIGN IN</h3>
    <div class="title_back">
<form action="queries.php" method="post">
      <ul>
        <li><ul>
          <li>Login name
            <input type="text" name="username" id="" />
          </li>
        <li>

```

```
id="textfield2"/>
value="Submit" />
    </li>
    </li>
    </ul>
    </form>
</div>
</body>
Password<input type="password" name="password"
</li>
<li>
    <input type="submit" name="button" id="button"
</ul>
```

## 4.2 ACCEPT.PHP

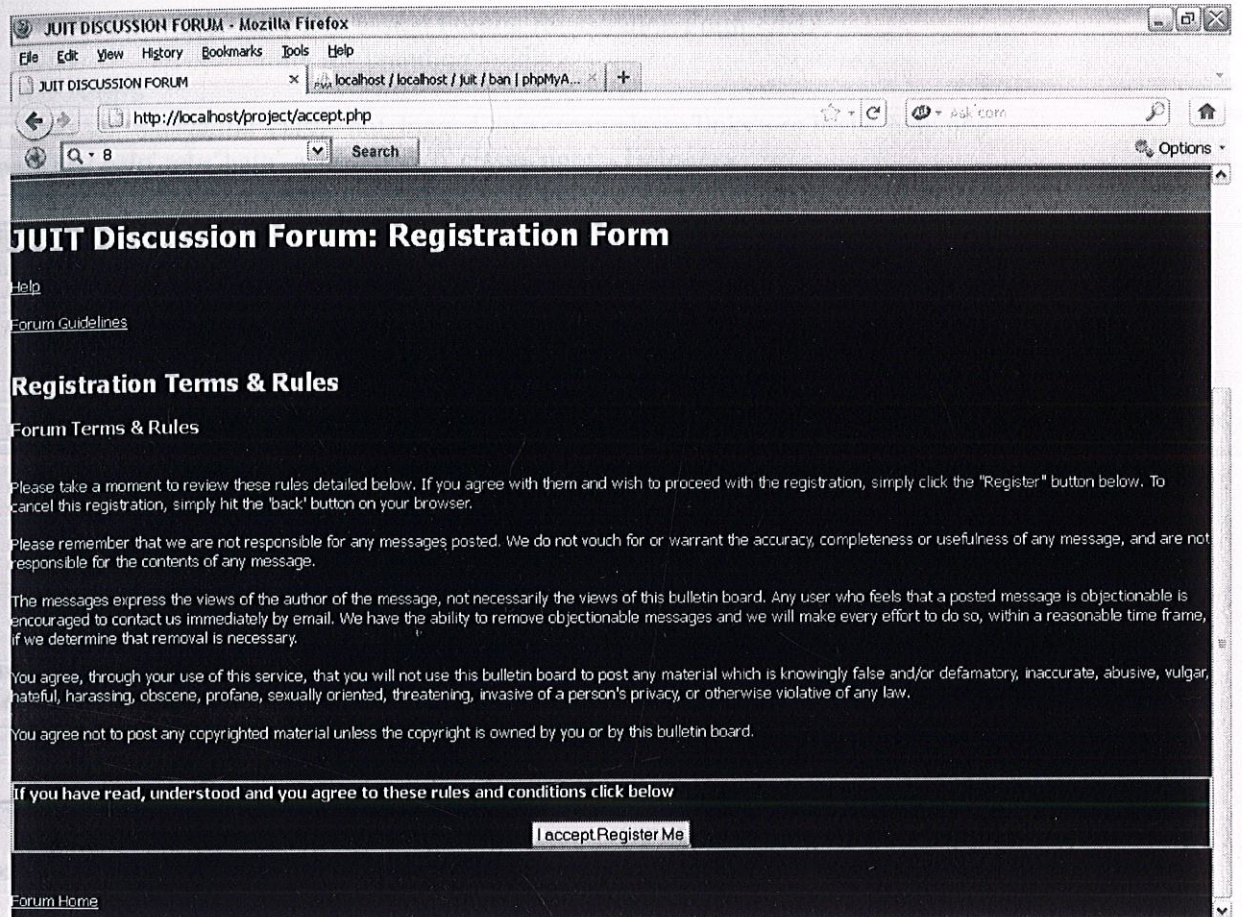


FIG 4.2 – SNAPSHOT OF ACCEPT PAGE

```
<body>
<font color="#FFFFFF">
<div id="header">
  <div id="wrapper">
    <div class="hleft"><a href="homemain.php" title="home :: JUIT- Discussion
Forums"><center>
  </center></a></div>
  </div>
```

</div>  
<script type="application/javascript">  
</script>

<h1>JUIT Discussion Forum: Registration Form </h1>  
<div id='branding'></div>

<br/>  
<div id='user\_navigation' class='not\_logged\_in'><span class='links'><a href="help.php"  
title='View help' rel="help" accesskey='6' class='right'> Help</a>  
</span>

</div>  
<br/>

<li><a href="guidelines.php">Forum Guidelines</a></li>

<br/>  
<br/>

<form action="form.php" method="post">  
<h2>Registration Terms & Rules</h2>

<br />

<div class='general\_box'>  
<h3>Forum Terms & Rules</h3>  
<p><br />

<br />

Please take a moment to review these rules detailed below. If you agree with them and wish to proceed with the registration, simply click the "Register" button below. To cancel this registration, simply hit the 'back' button on your browser.<br />


<br />

Please remember that we are not responsible for any messages posted. We do not vouch for or warrant the accuracy, completeness or usefulness of any message, and are not responsible for the contents of any message.<br />

<br />

The messages express the views of the author of the message, not necessarily the views of this bulletin board. Any user who feels that a posted message is objectionable is encouraged to contact us immediately by email. We have the ability to remove objectionable messages and we will make every effort to do so, within a reasonable time frame, if we determine that removal is necessary.<br />

<br />



You agree, through your use of this service, that you will not use this bulletin board to post any material which is knowingly false and/or defamatory, inaccurate, abusive, vulgar, hateful, harassing, obscene, profane, sexually oriented, threatening, invasive of a person's privacy, or otherwise violative of any law.<br />

<br />

You agree not to post any copyrighted material unless the copyright is owned by you or by this bulletin board.<br />

<br />

<br />

</div>

<fieldset class='submit'>

<strong>If you have read, understood and you agree to these rules and conditions click below</strong></label>

<br /><br />

<center>

<input type="hidden" value="2" name="postcheck" />

<input type="submit" value="I accept.Register Me" class="input\_submit" />

</center>

</fieldset>

</form>

<br/><br/>

<li><a href='homemain.php?' title='Forum Home'>Forum Home</a></li>

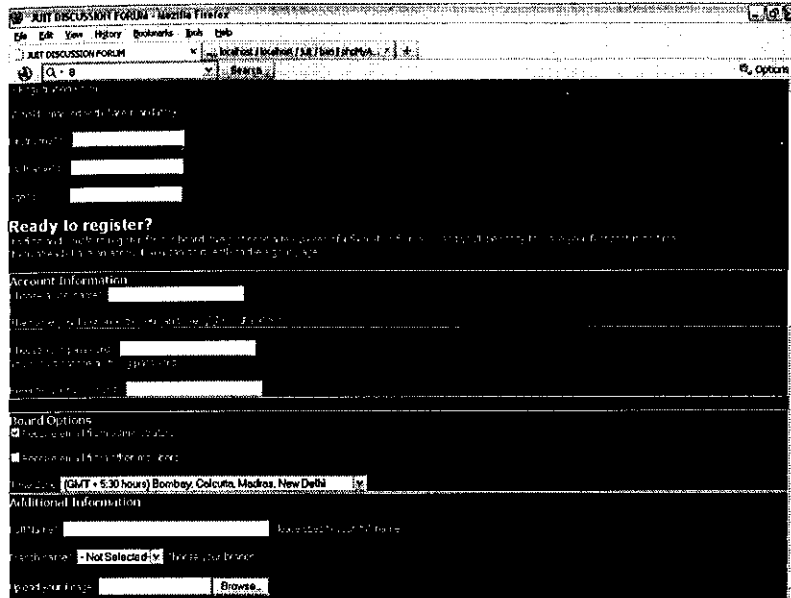
<br class='clear' />

</div>

</font>

</body>

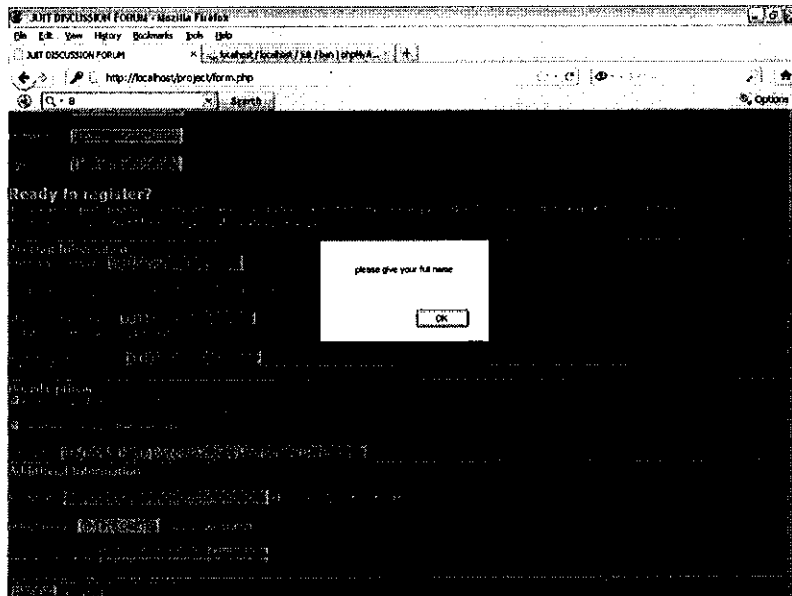
## 4.3 FORM.PHP



The screenshot shows a Mozilla Firefox browser window displaying a registration form. The browser's address bar shows 'http://localhost:8080/...'. The form is titled 'Ready to register?' and contains several sections:

- Account Information:** Includes fields for 'Name', 'Email', 'Password', and 'Confirm Password'.
- Board Options:** Includes a checkbox for 'I agree with the forum rules' and a dropdown menu for 'Timezone' set to 'GMT + 5:30 hours Bombay, Calcutta, Madras, New Delhi'.
- Additional Information:** Includes a 'Country' dropdown menu and a 'Post your name' field with a 'Browse...' button.

FIG 4.3.a –SNAPSHOT OF THE FORM THAT IS TO BE FILLED IN BY THE USER



This screenshot shows the same registration form as in FIG 4.3.a, but with a modal dialog box overlaid in the center. The dialog box contains the text 'please give your full name' and an 'OK' button. The background form is dimmed, indicating that the user has triggered an error message due to a missing or invalid field.

FIG 4.3.b –SNAPSHOT SHOWING A PAGE ON WHICH A MISSING FIELD HAS BEEN INDICATED

<body id='ipboard\_body'>

```
<font color="#FFFFFF">

```

```
    <div id='ipbwrapper'>
      <h1>JUIT - Discussion Forums: Registration Form - JUIT- Discussion
Forums</h1>
```

```
<div id='header'>
```

```
    <div id='branding'></div>
```

```
    <div id='user_navigation' class='not_logged_in'><span class='links'>
      New user?
      <a href="accept.php" title='Register'
id='register_link'>Register</a>
```

```
    </span>
```

```
  </div>
```

```
</div>
```

```
</div>
```

```
<br/><br/><br/>
```

```
<li id='nav_home' class='left'><a href='homemain.php' title='Homepage' rel="home">JUIT-
home</a></li><br/>
```

```
    <li
id='nav_discussion' class='left '><a href="blog.php" title='Go to Forums'>Blog</a></li>
    <br/>
```

```
<li id='nav_app_feedback' class="left "><a href="feedback.php" title='Go to
Feedback'>Feedback</a></li>
```

```
    <br/><br/><br/>
```

```
    <ul id='section_links' class='right'>
```

```
      <li><a href='guidelines.php'>Forum
Guidelines</a></li></ul><br/>
```

```
      <li><span class='nav_sep'>&gt;</span> Registration
Form</li><br/>
```

```
      <li>all fields marked with <span style="color:red">*</span>are
mandatory.</li><br/>
```

```
      <form action="insert.php" method="post" id="regforms" onsubmit="return
checkthisform()" enctype="multipart/form-data">
```





```

        </li><br/>
        <li class='field nodesc required'>
            <label for='password_2'>Re-enter your password<span
style="color:red">*</span></label>
            <input type='password' id='password_2' class='input_text
password' size='25' maxlength='32' value="" name='password_check' /><br />
        </li>
    </ul>
</fieldset><br/>

<fieldset class='row2'>
    <h3 class='bar'>Board Options</h3>

    <ul>
        <li class='field checkbox'>
            <input type="checkbox" name="allow_admin_mail"
id="allow_admin_mail" value="1" class="input_check" checked='checked' />

            <label for='allow_admin_mail'>Receive email from
administrators</label>
        </li><br/>
        <li class='field checkbox nodesc'>
            <input type="checkbox" name="allow_member_mail"
id="allow_member_mail" value="1" class="input_check" />
            <label for="allow_member_mail">Receive email from other
members</label>
        </li><br/>
        <li class='field'>
            <label for='timezone'>Time Zone</label>
            <select id='timezone' class='input_select' name='time_offset'>

                </select>
        </li>
    </ul>
</fieldset>
<fieldset class='row1'>

    <h3 class='bar'>Additional Information</h3>

```

```

<br/><li class='field required input'>
    <label for='cprofile_3'>Full Name<span
style="color:red">*</span></label>
    <input type='text' id='field_3' size='40'
class='input_text' name='field_3' value='/'>
    <span class='desc'>Please specify your full
name</span>
</li><br/>

<li class='field required drop'>
    <label for='cprofile_4'>Branch name<span
style="color:red">*</span></label>
    <span class='desc'>Choose your branch</span></li><br/>
    <li class='field required drop'>Upload your image<span
style="color:red">*</span><input type="file" name="imagefield" id="textfield" />
    </li>
    <br/>

</fieldset>

<fieldset>
</fieldset>
</fieldset>
<fieldset class='submit'>
    <input type='submit' class='input_submit' value='Register' /> or <a
href="homemain.php" title="" class='cancel'>Cancel</a>
</fieldset>
</div>

</form>
</font>
</body>

```

## Code for checking the form using AJAX

```
function checkthisform()
{
    var firstn=document.getElementById("fname").value;
    var lastn=document.getElementById("lname").value;
    var age=document.getElementById("age_imp").value;
    var fulln=document.getElementById("field_3").value;
    var branchn=document.getElementById("field_4").value;
    var uname=document.getElementById("login_name").value;
    var passwd=document.getElementById("password_1").value;
    var repass=document.getElementById("password_2").value;
    if(firstn == "")
    {
        alert("first name cannot be left blank");
        return false;
    }
    if(lastn == "")
    {
        alert("last name cannot be left blank");
        return false;
    }
    if(age == "")
    {
        alert("age cannot be left blank");
        return false;
    }
    if(uname == "")
    {
        alert("please give your username");
        return false;
    }
    if(fulln == "")
    {
        alert("please give your full name");
        return false;
    }
    if(branchn == "a")
    {
        alert("please select your branch");
        return false;
    }
    if(passwd == "")
    {
        alert("password can not be blank");
```

```
        return false;
    }
    if(repass == "")
    {
        alert("second password can not be blank");
        return false;
    }
    if(repass != passwd)
    {
        alert("passwords do not match");
        return false;
    }
    return true;
}
```




FIG 2.4 SNAPSHOT OF THE PAGE FROM WHERE THE LOGIN BEGINS

## 4.4 HOMENEW.PHP



FIG 4.4 –SNAPSHOT OF THE PAGE FROM WHERE THE LOGIN BEGINS

```
<body>
<div id="content">
<div id="main">
  <div id="right">
    <div id="header">
<div id="logo">
  <h1><a href="#">JUIT DISCUSSION FORUM</a></h1>

  </div>
<div id="menu">
```

```

        <ul>
            <li><a href="homemain.php" title="">Home</a></li>
            <li><a href="postpage.php" title="">QUERIES</a></li>
        </ul>
        <li><a href="blog.php" title="">BLOG</a></li>
        <li><a href="post.php" title="">ANSWERS</a></li>
        <li><a href="logout.php" title="">LOGOUT</a></li>
    </ul>
</div>
</div>
<div class="box" style="background-image:">
    <div id="bar">
        <div id="wrapper">
            <h1>&nbsp;</h1>
            <h1> Welcome to the JUIT Discussion
Forum</h1>
            <p>
                JUIT Discussion Forum -it is an unbiased public discussion forum for the JUIT family.
                Our aim here is to provide a platform for all JUITians to discuss/share their experiences,
                grievances, etc., and to share their knowledge with others in an efficient and interactive manner.
                We hope you will enjoy your stay here and find it to be a vibrant exchange of opinions!</p>
            <p align="center">
                </p>
        </div>
    </div>
    <div id="left">
        <div id="top"></div>
        <div id="left_back">
            <br />
            <br />
        </div>
        <div id="bottom"></div>
    </div>
<div style="clear: both"></div>
</div>
</div>
</body>

```

## 4.5 POSTPAGE.PHP

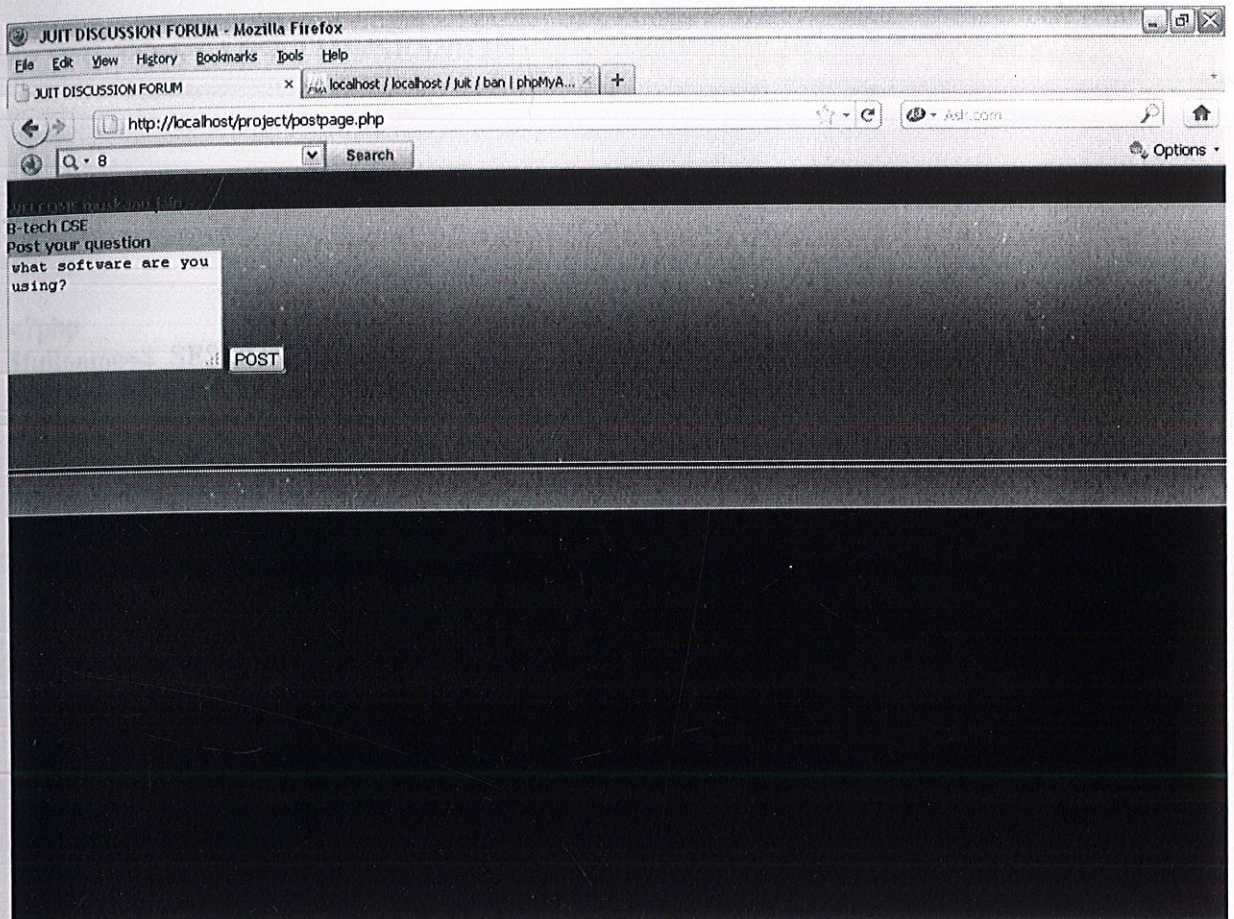


FIG 4.5 -SNAPSHOT SHOWING A QUESTION THAT IS TO BE POSTED

```
<body>
<div>
<div><br/>
<B>WELCOME&nbsp;</B></div>
<div><form action="question.php" method="post">
<B style="display:block">Post your question</B>
<textarea name="query" cols="20" rows="5"></textarea> <button type="submit">POST</button>
</form></div>
```



```
</div>
</body>
```

## CODE TO START THE SESSION

```
<?php
session_start();
?>
<body>
```

```
<?php
$fullname=$_SESSION['fullname'];
$username=$_SESSION['user_name'];
$upass=$_SESSION['passwd'];
$con=mysql_connect("localhost","root","");
mysql_select_db("juit",$con) or die(mysql_error());
$query="select * from registertable where username='".$username.'" and password='".$upass.'";
$result=mysql_query($query);
$row=mysql_fetch_array($result);
?>
<div>
<div><br/>
<B><?php echo "WELCOME&nbsp;";$.fullname; ?>
<br/><?php $branch= $row['branchname']; switch($branch)
{
    case 'b':echo "B-tech CSE";
    break;
    case 'c':echo "B-Tech ECE";
    break;
    case 'd':echo "B-Tech BT";
    break;
    case 'e':echo "BTDD";
    break;
    case 'f':echo "M-Tech CSE";
    break;
    case 'g':echo "M-Tech ECE";
    break;
    case 'h':echo "M-Tech BT";
    break;
    case 'i':echo "B-Tech CE";
    break;
    case 'j':echo "B-Tech BI";
    break;
    case 'k':echo "PD";
```

```
break;
case 'l':echo "B-Pharma";
break;
}
?>
</div>
<div><form action="question.php" method="post">
<B style="display:block">Post your question</B>
<textarea name="query" cols="20" rows="5"></textarea> <button type="submit">POST</button>
</form></div>
</div>
</body>
```

## 4.6 POSTANSWER.PHP

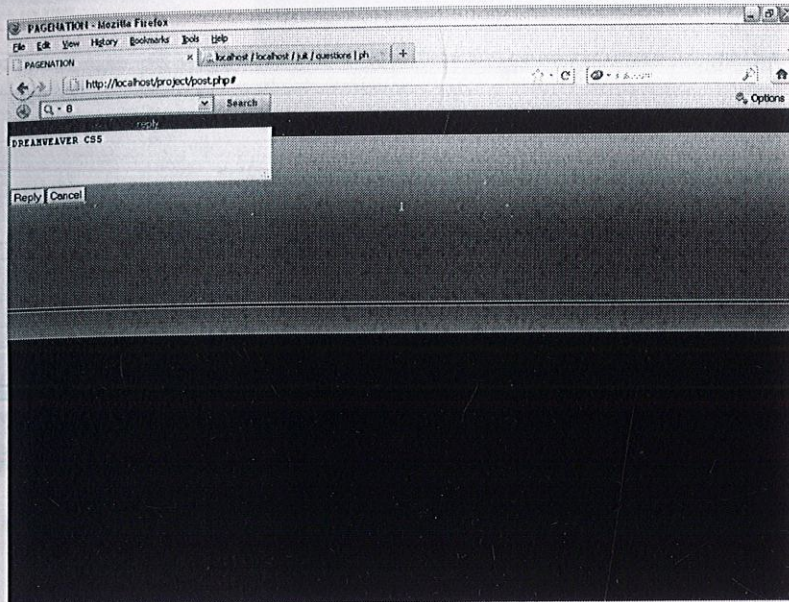


FIG 4.6.a –SNAPSHOT SHOWING THE ANSWER TO BE POSTES

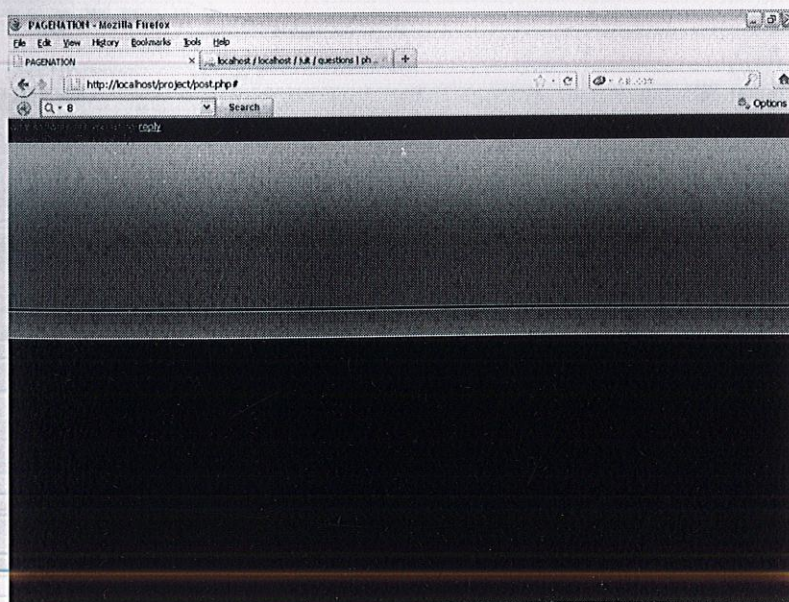
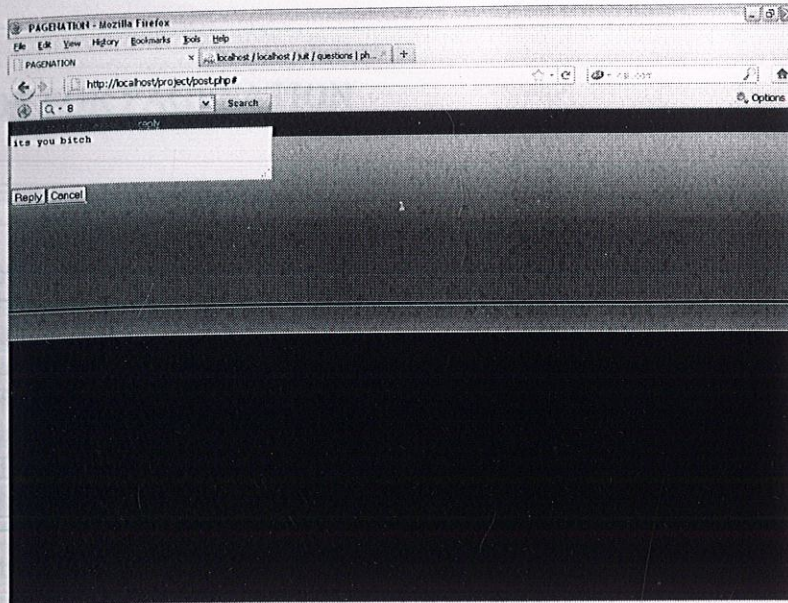
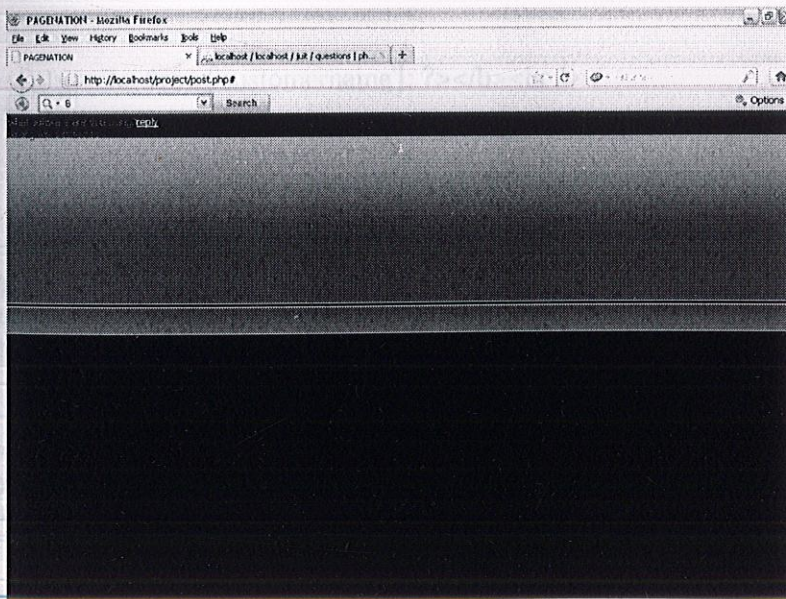


FIG 4.6.b –SNAPSHOT OF THE PAGE SHOWING THAT ANSWER HAS BEEN POSTED SUCCESSFULLY



**FIG 4.6.c –SNAPSHOT OF THE PAGE WHERE IN THE ANSWER FIELD A BANNED WORD IS WRITTEN**



**FIG 4.6.d –SNAPSHOT SHOWING THAT THE BANNED WORD CANNOT BE WRITTEN**

## CODE FOR PAGINATION

```
<body>
<?php
$start=$_REQUEST['start'];
$end=$_REQUEST['end'];
if(!isset($start))
    $start=0;
if(!isset($end))
    $end=2;
$conn=mysql_connect("localhost","root","mysql");
$db=mysql_select_db("phppractice",$conn);
$query="select * from customer";
$resultset=mysql_query($query);
$no_of_rows=mysql_num_rows($resultset);
$query="select * from customer limit ".$start.", ".$end;
$resultset=mysql_query($query);
while($row=mysql_fetch_array($resultset))
{
    ?>
    <b><?php echo $row['customername']; ?></b><br />
    <?php
    }
    ?>

    <div style="background-color:#09F" align="center">
    <?php
    $page=1;
    for($i=0;$i<$no_of_rows;$i=$i+2)
    {
        ?>
        <a href="postanswer.php?start=<?php echo $i ;?>"><?php echo $page; ?></a>
        <?php
        $page++;
        }
        ?>
    </div>
</body>
```

```

<script type="text/javascript">
var xmlhttpRequest=null;
function create(e,questionid)
{
    var parentnode=e.parentNode;
    var txtArea=document.createElement("textarea");
    var breakLine=document.createElement("br");
    var Submitbutton=document.createElement("button");
var cancelButton=document.createElement("button");
    var nextBreakLine=document.createElement("br");
    Submitbutton.innerHTML="Reply";
    cancelButton.innerHTML="Cancel";
    cancelButton.onclick=function()
        {
            parentnode.removeChild(txtArea);
            parentnode.removeChild(breakLine);
            parentnode.removeChild(Submitbutton);
            parentnode.removeChild(cancelButton);
            parentnode.removeChild(nextBreakLine);
        }
    Submitbutton.onclick=function()
    {
        var text=txtArea.value;
        if(text == "")
        {
            alert("Answer can not be blank!!");
            txtArea.focus();
            return;
        }
        xmlhttpRequest=initXmlHttpRequest();
        xmlhttpRequest.onreadystatechange=function
    {
        if(xmlHttpRequest.readyState == 4)
        {
            var msg=xmlHttpRequest.responseText;
            if(msg=="insertion successful")
            {
                parentnode.removeChild(txtArea);
            }
        }
    }
}

```

```

parentnode.removeChild(breakLine);
parentnode.removeChild(Submitbutton);
parentnode.removeChild(cancelButton);
parentnode.removeChild(nextBreakLine);
parentnode.appendChild(document.createElement("br"));
parentnode.appendChild(document.createTextNode("Answer Posted Successfully"));
    }
    else
        {
            if(msg="wrong word detected")
                {
                    parentnode.removeChild(txtArea);
parentnode.removeChild(breakLine);
parentnode.removeChild(Submitbutton);
parentnode.removeChild(cancelButton);
parentnode.removeChild(nextBreakLine);
parentnode.appendChild(document.createElement("br"));
parentnode.appendChild(document.createTextNode("wrong word  detected"));
                }
            else
                {
parentnode.appendChild(document.createElement("br"));
parentnode.appendChild(document.createTextNode("Answer Not Posted Successfully"));
                }
        }
    }

xmlHttpRequest.open("post","postanswer.php",true);
xmlHttpRequest.setRequestHeader("Content-Type","application/x-www-form- urlencoded");
xmlHttpRequest.send("answer="+text+"&qid="+questionid);
txtArea.setAttribute("rows","3");
txtArea.setAttribute("cols","40");
parentnode.appendChild(breakLine);
parentnode.appendChild(txtArea);
parentnode.appendChild(nextBreakLine);
parentnode.appendChild(Submitbutton);
parentnode.appendChild(cancelButton);
}
function initXMLHttpRequest()
{
if (typeof XMLHttpRequest != "undefined")
return new XMLHttpRequest();
else
if(window.ActiveXObject)
{

```

```

var aVersion= [
"MSXML2.XMLHttp.5.0",
"MSXML2.XMLHttp.4.0",
"MSXML2.XMLHttp.3.0",
"MSXML2.XMLHttp",
"Microsoft.XMLHttp"
for(var i =0;i<aVersion.length;i++)
{
try
{
var oXmlHttp=new ActiveXObject(aVersion[i]);
return oXmlHttp;
}
catch(oError)
{

}
}
throw new Error("XMLHttp Object Could Not Be Created");
}
}

```

```

</script>
</head>
<body>
<table>

```

```

<?php
$start=$_REQUEST['start'];
$end=$_REQUEST['end'];
if(!isset($start))
    $start=0;
if(!isset($end))
    $end=10;
$conn=mysql_connect("localhost","root","");
$db=mysql_select_db("juit",$conn);
$query="select * from questions";
$resultset=mysql_query($query);
$num_of_rows=mysql_num_rows($resultset);
$query="select * from questions limit ".$start.", ".$end;
$resultset=mysql_query($query);
while($row=mysql_fetch_array($resultset))
{
?>

```



```
<tr>
<td>
<p>
<?php echo $row['question']; ?>
<a href="#" onclick="create(this,<?php echo $row['question_id']; ?>)">reply</a>
</p>
</td>
</tr>
<?php
}
?>
</table>
<div style="background-color:#09F" align="center">
<?php
$page=1;
for($i=0;$i<$no_of_rows;$i=$i+10)
{
?>
<a href="post.php?start=<?php echo $i ;?>"><?php echo $page; ?></a>
<?php
$page++;
}
?>
</div>
</body>
```

## 4.7 BLOG.PHP

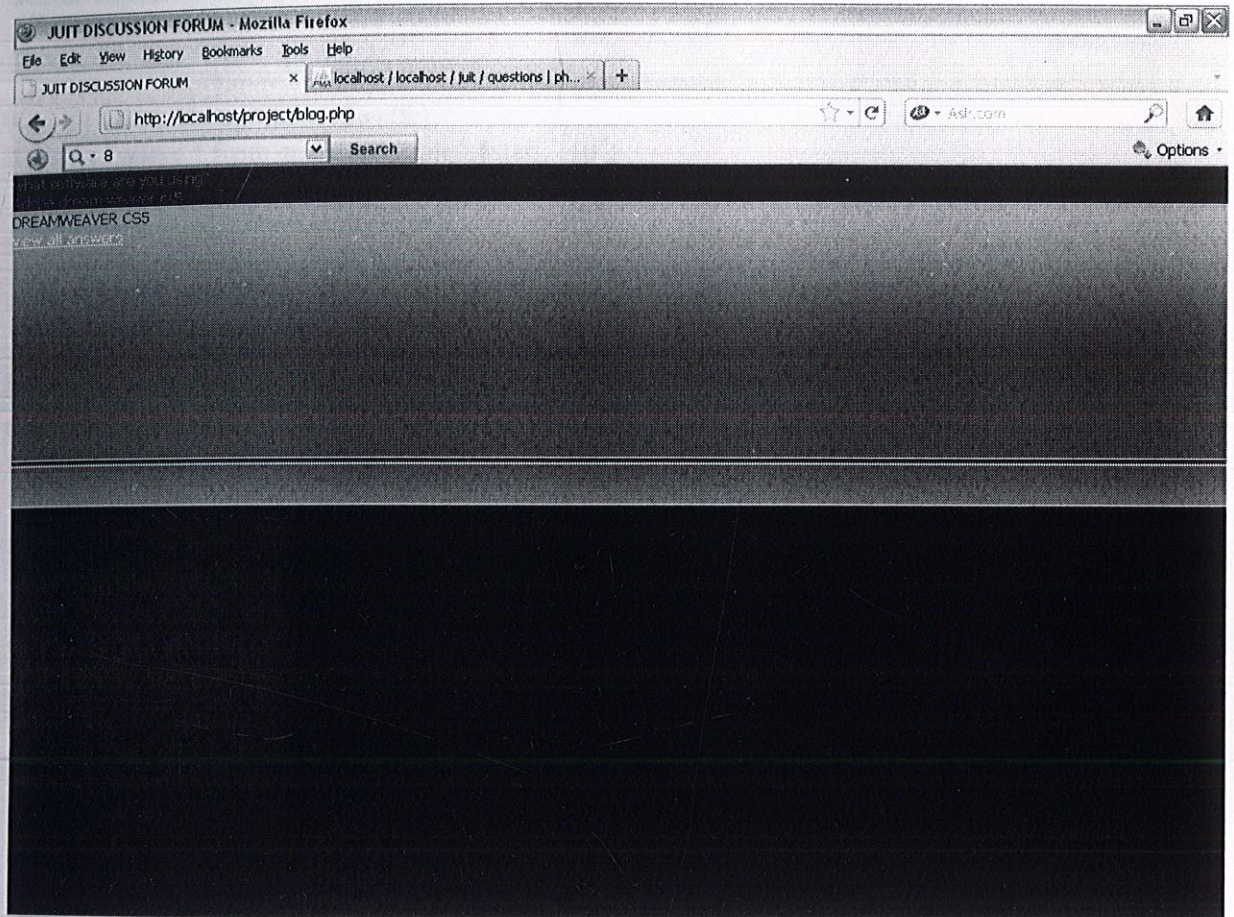


FIG 4.7 –SNAPSHOT OF BLOG.PHP

```

<?php
$start=$_REQUEST['start'];
if(!isset($start))
    $start=0;
$conn=mysql_connect("localhost","root","");
$db=mysql_select_db("juit",$conn);
$query="select * from questions";
$r=mysql_query($query);
$no_of_rows=mysql_num_rows($r);
$query="select * from questions limit ".$start.",10";
$res=mysql_query($query);
while($row=mysql_fetch_array($res))
{
    echo $row['question']."<br>";

    $id=$row['question_id'];
    $q="select * from answers where question_id=".$id." limit ".$start.",4";
    $p=mysql_query($q);
    while($m=mysql_fetch_array($p))
    {
        echo $m['answer']."<br>";
    }
    echo "<a href=\"all.php?questionid=$id\">view all answers</a>";
}

?>
</body>

```

## 4.8 HELP.PHP

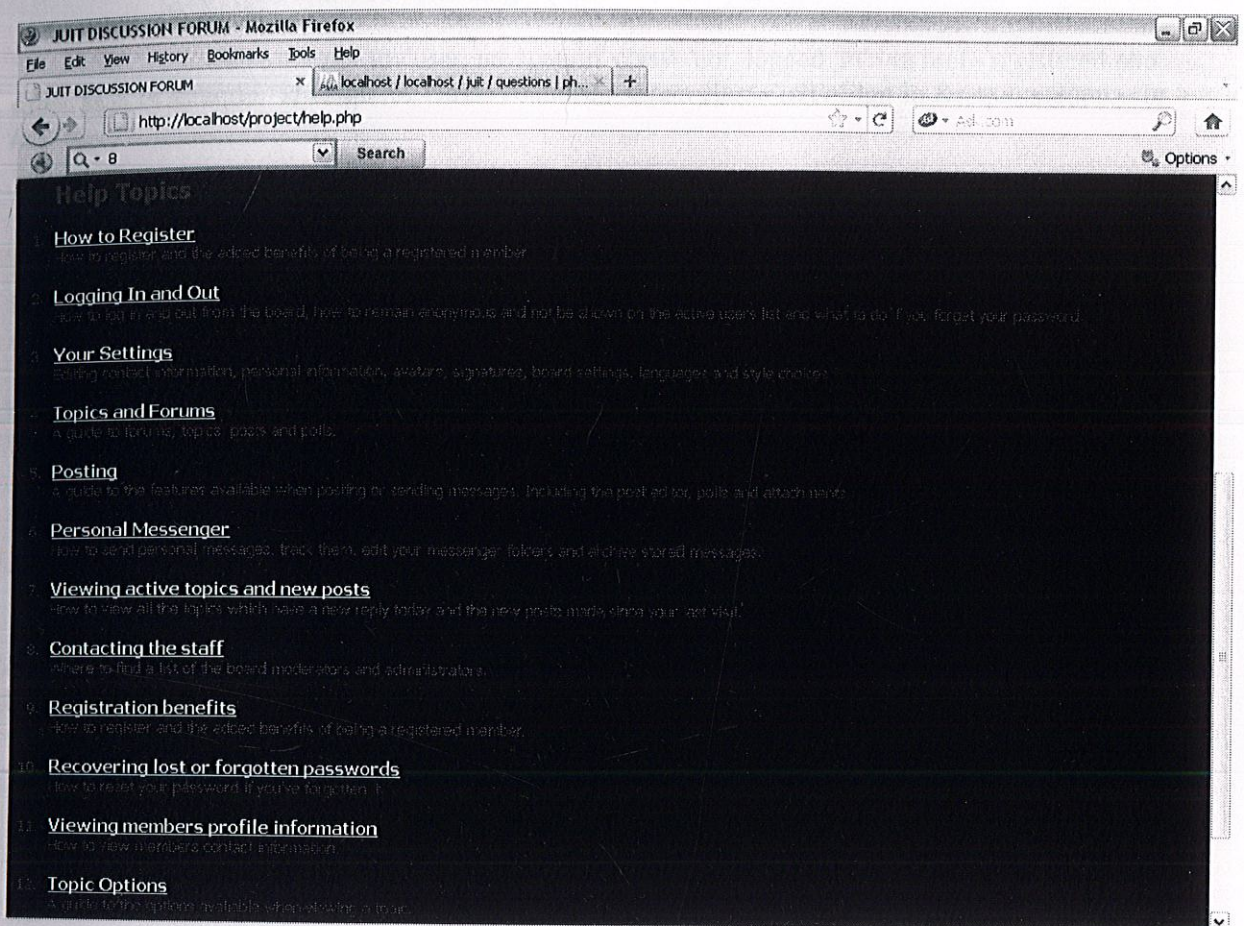


FIG 4.8 –SNAPSHOT OF HELP PAGE

```
<body id='ipboard_body'>  

```

```

<h1><center><font color="#000033">Discussion Forums:JUIT - Discussion
Forums</font></center></h1>
<br/>
<div id='header'>
  <div id='branding'></div>

  <div id='user_navigation' class='not_logged_in'><a href='registered.php'
title='Sign In &raquo;' id='sign_in' class='rounded'><span class='left'>Sign In &raquo;</span><br
/>
  </a>
  <br/><span class='links'>
    New user?
    <a href="accept.php" title='Register Now!'
id='register_link'>Register Now!</a>
  </span>
</div>
<div id='primary_nav'>
  <div id='search'><script type='text/javascript'>
document.observe("dom:loaded", function(){
  ipb.global.contextualSearch();
});
</script>
</div><br/>
<ul>
<li id='nav_home' class='left'><a href='homemain.php' title='Homepage' rel="homemain">JUIT-
home</a></li>
<br/>
<li id='nav_discussion' class='left '><a href="questions.php" title='Go to
Forums'>Forums</a></li>
  <br/>
  <li id='nav_members' class='left '><a
href='http://www.rimweb.in/forums/members/' title='Go to Member List'>Members</a></li
  ></ul>
</div>
<br/>
  <div id='secondary_nav'>
  <ul id='breadcrumb' class='left'>
    <li
class='first'><a href='homemain.php'>JUIT- Discussion Forum</a></li>
    <br/><li><span class='nav_sep'>&gt;</span> View Help Topics</li>
  </ul>
  <br/>
  <ul id='section_links' class='right'>
  <li><a href='guidelines.php'>Forum
Guidelines</a></li><br/>
  <br/><li><a href="view.php" accesskey='2'>View New
Content</a></li>
  </ul>
  </div>
</div>

```

```

<div id='content' class='clear'>
  <div class="message">

</div>
<br />
<p class='message unspecific'>Choose a topic from the list, or search for a topic</p>
<br/>

<h2 class='maintitle'>Help Topics</h2>
<div class='generic_bar'></div>
<ol id='help_topics'>
<br/>
<li class='row1 helpRow'>
  <h3><a href="howto.php" title="Read document">How to Register</a></h3>
  <p>
    How to register and the added benefits of being a registered member.
  </p>
</li><br/>

<li class='row2 helpRow'>
<h3><a href="log.php" title="Read document">Logging In and Out</a></h3>
  <p>
    How to log in and out from the board, how to remain anonymous and not
    be shown on the active users list and what to do if you forget your password.
  </p>
</li><br/>

<li class='row1 helpRow'>
  <h3><a href="settings.php" title="Read document">Your Settings</a></h3>
  <p>
    Editing contact information, personal information, avatars, signatures, board settings, languages
    and style choices.
  </p>
</li><br/>

<li class='row2 helpRow'>
  <h3><a href="topics.php" title="Read document">Topics and Forums</a></h3>
  <p>
    A guide to forums, topics, posts and polls.
  </p>
</li><br/>
<li class='row1 helpRow'>
  <h3><a href="posting.php" title="Read document">Posting</a></h3>
  <p>
    A guide to the features available when posting or sending messages.
    Including the post editor, polls and attachments.
  </p>
</li><br/>

```

```
<li class='row2 helpRow'>
    <h3><a href="message.php" title="Read document">Personal
    Messenger</a></h3>
```

```
    <p>
        How to send personal messages, track them, edit your messenger folders
    and archive stored messages.
```

```
    </p>
</li><br/>
```

```
<li class='row2 helpRow'>
    <h3><a href="active.php" title="Read document">Viewing active topics and
    new posts</a></h3>
```

```
    <p>
        How to view all the topics which have a new reply today and the new
    posts made since your last visit.
```

```
    </p>
```

```
</li><br/>
```

```
<li class='row2 helpRow'>
    <h3><a href="staff.php" title="Read document">Contacting the staff</a></h3>
```

```
    <p>
```

```
        Where to find a list of the board moderators and administrators.
```

```
    </p>
```

```
</li><br/>
```

```
<li class='row2 helpRow'>
```

```
    <h3><a
```

```
    href="http://www.rimweb.in/forums/index.php?app=core&module=help&do=01&HID=1"
    title="Read document">Registration benefits</a></h3>
```

```
<p>
```

```
        How to register and the added benefits of being a registered member.
```

```
    </p>
```

```
</li><br/>
```

```
<li class='row2 helpRow'>
```

```
<br/>
```

```
<li><a href='home.php' title='Forum Home'>JUIT home</a></li>
```

```
<script type="text/javascript">
```

```
</script>
```

```
</body>
```

## 4.9 GUIDELINES.PHP

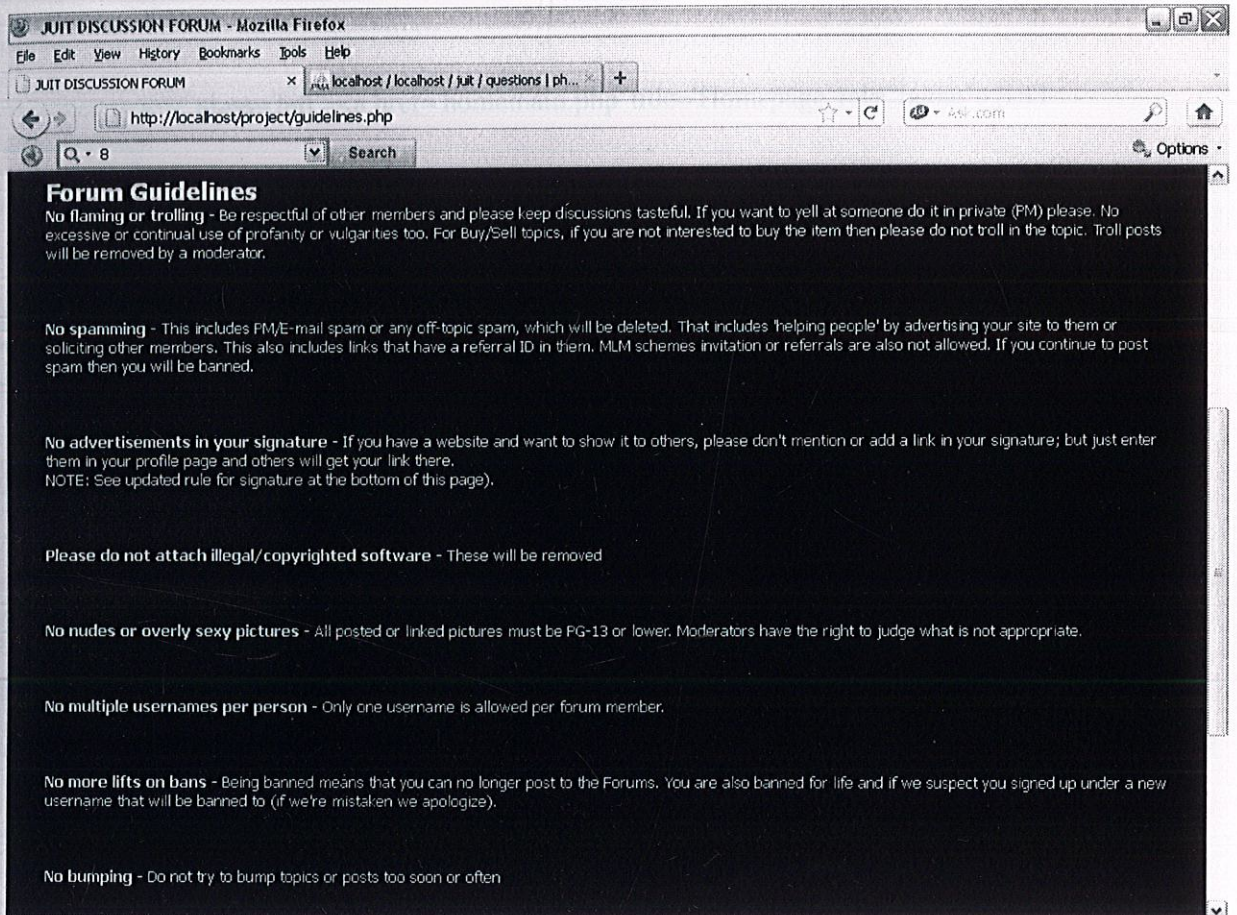


FIG 4.9 -SNAPSHOT OF GUIDELINES.PHP

```
<body id='ipboard_body'>
<font color="#FFFFFF">
  <div id='ipbwrapper'>
        <h1><center><font color="#000033"> JUIT-
Discussion Forums</font></center></h1>
  <div id='header'>
    <div id='branding'>
```



```

</div>
div id='user_navigation' class='not_logged_in'></div>
<div id='primary_nav'>
<div id='search'><script type='text/javascript'>
  document.observe("dom:loaded", function(){
    ipb.global.contextualSearch();
  });
</script>
</div>
<ul>
<li id='nav_home' class='left'><a href='home.php' title='Homepage' rel="home">JUIT
home</a></li>
</ul>
</div>
<div id='secondary_nav'>
  <ul id='breadcrumb' class='left'>
class='first'><a href='accept.php'>Registration Page</a></li>
<li><span class='nav_sep'>&gt;</span> Forum Guidelines</li>
</ul>
<ul id='section_links' class='right'>
</ul>
</div>
</div>
<div id='content' class='clear'>
<div class="message">
</div>
<br /><h2>Forum Guidelines</h2>
<div class='row1 general_box rules'>
  <b>No flaming or trolling</b> - Be respectful of other members and please keep discussions
tasteful. If you want to yell at someone do it in private (PM) please. No excessive or continual use
of profanity or vulgarities too. For Buy/Sell topics, if you are not interested to buy the item then
please do not troll in the topic. Troll posts will be removed by a moderator.<br />
<b>No spamming</b> - This includes PM/E-mail spam or any off-topic spam, which will be
deleted. That includes 'helping people' by advertising your site to them or soliciting other
members. This also includes links that have a referral ID in them. MLM schemes invitation or
referrals are also not allowed. If you continue to post spam then you will be banned.<br />
<b>No advertisements in your signature</b> - If you have a website and want to show it to others,
please don't mention or add a link in your signature; but just enter them in your profile page and
others will get your link there.<br />
<b>No nudes or overly sexy pictures</b> - All posted or linked pictures must be PG-13 or lower.
Moderators have the right to judge what is not appropriate.<br />
<b>No multiple usernames per person</b> - Only one username is allowed per forum member.<br
/>
<b>No more lifts on bans</b> - Being banned means that you can no longer post to the Forums.
You are also banned for life and if we suspect you signed up under a new username that will be
banned to (if we're mistaken we apologize).<br />
<b>No bumping</b> - Do not try to bump topics or posts too soon or often<br />

```

**No double / multiple posting** - Do not post the same content multiple times in the forum. It will be removed and posting rights will be temporarily suspended. Please post in the most appropriate forum only.

Remember these rules are meant to not only keep the site organized and clean, but also for the general enjoyment of everyone. If you feel that certain remarks or links are inappropriate please use the "report to moderator" link so that it can be evaluated.

## CONCLUSION AND DISCUSSION

This project in itself is a complete module successfully running as a forum. However further extensions to this project may include adding of sub-forums for different branches and batches. The entire functionality will still be handled by the moderator. Further work may include uploading videos, attachment of files, sending personal messages to different users. Also, a chat messenger may be included.

Also live discussions can be held on the Forum for making it more attractive to the users. This could help in increasing the number of active users on the forum. Regular polls can be conducted regarding petty issues like the food in college to workshops being held in the college.

The most interesting thing of the forum i.e; the abusive language detection functionality helps in creating a more professional environment. It also encourages students to use proper english rather than slang.

## REFERENCES

1. Metamorphosis Design Free Templates- metamorph\_featherstorm

2. 1) Php books:

a) Profession PHP 5

By: Ed Lechy -Thompson and Eide Goodman

Publication: Wrox John Wiley

3) Ajax:

a) Ajax In Action

By: Dave Crane And Eric Pascarello

Publication: Dreamtech (Manning)

b) Profession Ajax

By: Nicholas and C.Zakas

Publication: Wrox John Wiley

4) SQL:

SQL Queries for Mere Mortals

By: Michael J. Hernandez and John L. Viescas

Publication: Addison Wesley